











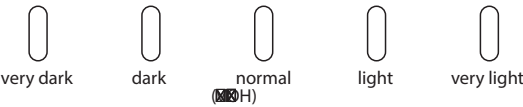






















<u>Programmable by Dealer Only (cont'd)</u>	Using the Navigation System	Dealer
<b>hm Driver Seat Belt Reminder</b> When the vehicle reaches 12 mph: <input type="checkbox"/> The driver seat belt reminder will not beep = Off <input type="checkbox"/> The driver seat belt reminder will beep (Default setting) = On	_____	 Dealer only
<b>46. Front Passenger Seat Belt Reminder</b> When the vehicle reaches 12 mph: <input type="checkbox"/> The passenger seat belt reminder will not beep = Off <input type="checkbox"/> The passenger seat belt reminder will beep (Default setting) = On	_____	 Dealer only
<b>47. Rear Right Passenger Seat Belt Reminder</b> When the vehicle reaches 12 mph: <input type="checkbox"/> The passenger seat belt reminder will not beep = Off <input type="checkbox"/> The passenger seat belt reminder will beep (Default setting) = On	_____	 Dealer only
<b>48. Rear Left Passenger Seat Belt Reminder</b> When the vehicle reaches 12 mph: <input type="checkbox"/> The passenger seat belt reminder will not beep = Off <input type="checkbox"/> The passenger seat belt reminder will beep (Default setting) = On	_____	 Dealer only
<b>49. Rear Center Seat Belt Reminder</b> When the vehicle reaches 12 mph: <input type="checkbox"/> The passenger seat belt reminder will not beep = Off <input type="checkbox"/> The passenger seat belt reminder will beep (Default setting) = On	_____	 Dealer only
<b>50. Lane Change Signal Flashes</b> When the turn signal lever is pushed partway to signal a lane change, the signal will flash: <input type="checkbox"/> Off <input type="checkbox"/> 3 times (Default setting) <input type="checkbox"/> 4 times <input type="checkbox"/> 5 times <input type="checkbox"/> 6 times <input type="checkbox"/> 7 times	_____	 Dealer only
<b>51. Lane Change Flasher Volume</b> The turn signal volume can be programmed: <input type="checkbox"/> Loud <input type="checkbox"/> Medium (Default setting) <input type="checkbox"/> Soft	_____	 Dealer only
<b>52. Reverse Beep Alert</b> When the vehicle is shifted into Reverse: <input type="checkbox"/> The alert will beep continuously (Default setting) = Continuous <input type="checkbox"/> The alert will beep once = Once	_____	 Dealer only
<b>53. Instrument Dimming Sensitivity</b> Level of light at which the instrument panel lights will dim:  very dark    dark    normal    light    very light	_____	 Dealer only

Programmable by Dealer Only (cont'd)	Using the Navigation System	Dealer
<p><b>54. Instrument Restore Sensitivity</b> Level of light at which the instrument panel lights will brighten:</p> <p> <input type="radio"/> very light    <input type="radio"/> light    <input type="radio"/> normal (Default setting)    <input type="radio"/> dark    <input type="radio"/> very dark </p>	_____	 Dealer only
<p><b>55. Headlight Illumination Linked to Windshield Wiper</b> If wipers are used in daylight with headlight switch in Auto mode, the headlights will turn on automatically:</p> <p> <input type="checkbox"/> Off  <input type="checkbox"/> On (Default setting) </p>	_____	 Dealer only
<p><b>56. Efficient Ventilation Mode</b> When the front defogger is activated:</p> <p> <input type="checkbox"/> It will automatically engage the air conditioner compressor to blow air onto the windshield (Default setting) = On  <input type="checkbox"/> It will automatically blow air onto the windshield without engaging the air conditioner compressor = Off </p>	_____	 Dealer only
<p><b>57. Linking Seat Position Memory with Door Unlock</b> When Smart Access is used to unlock the doors, seat position memory recall will function as follows:</p> <p> <input type="checkbox"/> The driver seat will move to memory position when the driver door is unlocked (Default setting) = Driver's Door  <input type="checkbox"/> The driver seat will move to memory position when any door is unlocked = Any Door </p>	_____	 Dealer only
<p><b>58. Time Lapse Before Unlocking Doors</b> The time lapse between locking a door, and being able to unlock it by gripping the driver's door handle:</p> <p> <input type="checkbox"/> Off  <input type="checkbox"/> 1.5 seconds  <input type="checkbox"/> 2 seconds (Default setting)  <input type="checkbox"/> 2.5 seconds </p>	_____	 Dealer only
<p><b>59. Opening Trunk Using Kick Sensor*</b> Placing foot under the center area of the rear bumper while carrying the electronic key will open the trunk:</p> <p> <input type="checkbox"/> Off  <input type="checkbox"/> On (Default setting) </p>	_____	 Dealer only
<p><b>60. Driver's Seat Massage</b> The intensity of the front seat massage system can be adjusted to:</p> <p> <input type="checkbox"/> Light pressure (Default setting)  <input type="checkbox"/> Stronger pressure </p>	_____	 Dealer only
<p><b>61. Passenger's Seat Massage</b> The intensity of the front seat massage system can be adjusted to:</p> <p> <input type="checkbox"/> Light pressure (Default setting)  <input type="checkbox"/> Stronger pressure </p>	_____	 Dealer only
<p><b>62. Automatic Rear Sunshade*</b> The rear sunshade automatically lowers when shift lever is shifted into Reverse:</p> <p> <input type="checkbox"/> Off  <input type="checkbox"/> On (Standard) </p>	_____	 Dealer only

\* If equipped



<u>Programmable by Dealer Only (cont'd)</u>	Settings that can be customized by:	
	Using the Navigation System	Dealer
<b>63. Rear Sunshade Reverse Timer*</b> When option #62 is on, the rear sunshade will automatically lower in: <input type="checkbox"/> 0.7 seconds (Default setting) <input type="checkbox"/> 1.2 seconds <input type="checkbox"/> 0.9 seconds <input type="checkbox"/> 0 seconds	_____	 Dealer only
<b>64. Automatic Mirror Fold and Extend</b> Select when mirrors should fold and extend: <input type="checkbox"/> Fold linked with Power switch <input type="checkbox"/> Fold linked with door lock (Default setting) <input type="checkbox"/> Don't fold = Off	_____	 Dealer only

\* If equipped

\_\_\_\_\_  
Date

\_\_\_\_\_  
Customer Signature

\_\_\_\_\_  
Repair Order Number (Dealer only)

\_\_\_\_\_  
Vehicle Identification Number (Dealer only)