







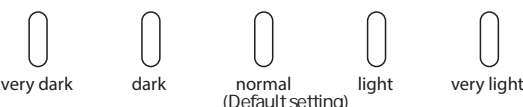










<u>Programmable by Dealer Only (cont'd)</u>	Using the Navigation System	Dealer
29. Slide/Tilt Moon Roof with Electronic Key When option #27 is on, the moon roof can be programmed to: <input type="checkbox"/> Slide (Default setting) <input type="checkbox"/> Tilt	_____	 Dealer only
30. Moon Roof Switch - Auto Operation Pressing the open/close switch will automatically open or close the moon roof in one motion: <input type="checkbox"/> Off <input type="checkbox"/> On (Default setting)	_____	 Dealer only
31. Interior Light The interior light will illuminate when Power is switched to Off: <input type="checkbox"/> Off <input type="checkbox"/> On (Default setting)	_____	 Dealer only
32. Illumination of the Interior Cabin Light when Unlocking Door When using the electronic or mechanical key to unlock the door: <input type="checkbox"/> The cabin light will not illuminate = Off <input type="checkbox"/> The cabin light will illuminate (Default setting) = On	_____	 Dealer only
33. Illumination of the Interior Cabin Light when Approaching the Vehicle When approaching the vehicle with the electronic key: <input type="checkbox"/> The cabin light will not illuminate = Off <input type="checkbox"/> The cabin light will illuminate (Default setting) = On	_____	 Dealer only
34. Illumination of the Outer Foot Lights when Approaching the Vehicle When approaching the vehicle with the electronic key: <input type="checkbox"/> The outer foot lights will not illuminate = Off <input type="checkbox"/> The outer foot lights will illuminate (Default setting) = On	_____	 Dealer only
35. Illumination of the Outer Foot Lights when Unlocking Door When unlocking the vehicle with the electronic key: <input type="checkbox"/> The outer foot lights will not illuminate = Off <input type="checkbox"/> The outer foot lights will illuminate (Default setting) = On	_____	 Dealer only
36. Lane change flasher volume The turn signal volume can be programmed: <input type="checkbox"/> Medium (Default setting) <input type="checkbox"/> Soft <input type="checkbox"/> Loud	_____	 Dealer only
37. Instrument Dimming Sensitivity Level of light at which the instrument panel lights will dim: 	_____	 Dealer only
38. Instrument Restore Sensitivity Level of light at which the instrument panel lights will brighten: 	_____	 Dealer only

<u>Programmable by Dealer Only (cont'd)</u>	Settings that can be customized by:	
	Using the Navigation System	Dealer
39. Tilt Away of Steering Wheel When vehicle is shifted into Park and ignition turned off, steering wheel will: <input type="checkbox"/> Automatically move up and away from the driver position setting (Default setting) = On <input type="checkbox"/> Remain in the current position, as set by the driver = Off	_____	 Dealer only
39. Efficient Ventilation Mode When the front defogger is activated: <input type="checkbox"/> It will automatically engage the air conditioner compressor to blow air onto the windshield (Standard) = On <input type="checkbox"/> It will automatically blow air onto the windshield without engaging the air conditioner compressor = Off	_____	 Dealer only
41. Linking Seat Position Memory with Door Unlock When using Smart Access to unlock the doors, seat position memory recall can be programmed as follows: <input type="checkbox"/> The driver seat will move to memory position when the driver door is unlocked (Default setting) = Driver's Door <input type="checkbox"/> The driver seat will move to memory position when any door is unlocked = Any Door	_____	 Dealer only
42. Automatic Rear Sunshade* Rear sunshade automatically lowers when shift lever is shifted into Reverse: <input type="checkbox"/> Off <input type="checkbox"/> On (Default setting)	_____	 Dealer only
43. Rear Sunshade Reverse Timer* When option #42 is on, rear sunshade will automatically lower in: <input type="checkbox"/> 0.7 seconds (Default setting) <input type="checkbox"/> 1.2 seconds <input type="checkbox"/> 0.9 seconds <input type="checkbox"/> 0 seconds	_____	 Dealer only

* If equipped

Date

Customer Signature

Repair Order Number (Dealer only)

Vehicle Identification Number (Dealer only)