

2024  
IS







JUMP TO:

[STYLES](#)

[PERFORMANCE](#)

[DESIGN](#)

[TECHNOLOGY](#)

[OWNERSHIP](#)

[SPECS](#)

[PACKAGES](#)

[BUILD YOUR IS](#)

[FIND A DEALER](#)

[VIEW LEXUS OFFERS](#)

# ALL-IN ENGINEERING. ALL-OUT PERFORMANCE.

To deliver pure exhilaration, there are no shortcuts. Pushed to the limit at every turn, the 2024 IS line offers daring style, uncompromising engineering and a 472-horsepower<sup>1</sup> IS 500.





IS shown in Iridium<sup>3</sup> (left) and  
IS F SPORT shown in Ultrasonic Blue Mica 2.0<sup>3</sup> (right)

### IS 300

- 241-horsepower<sup>1</sup> in-line 4 turbo (RWD) or 260-horsepower<sup>1</sup> 3.5-liter V6 (AWD)
- All IS models include Lexus Safety System+ 2.5<sup>2</sup>

### IS 300 / 350 F SPORT DESIGN

- 311-horsepower<sup>1</sup> 3.5-liter V6 (IS 350 RWD/AWD)
- F SPORT exterior styling and F SPORT-tuned suspension

### IS 300 / 350 F SPORT

- F SPORT seats with enhanced bolsters
- Aluminum pedals





IS 500 F SPORT Performance shown in Cloudburst Gray<sup>3</sup>

## IS 500 F SPORT PERFORMANCE

- The IS 500 is the most powerful IS, with a 472-horsepower<sup>1</sup> 5.0-liter V8
- 4.4-second 0-60 time<sup>4</sup>

## IS 500 F SPORT PERFORMANCE PREMIUM

- Triple-Beam LED headlamps
- Navigation System<sup>5</sup> and Mark Levinson<sup>®6</sup> Premium Surround Sound





# MORE THAN TRACK-TESTED. TRACK-BORN.

Engineering a sport sedan this unrelenting requires a testing ground to match. Born on the demanding Shimoyama track, every element of the IS was honed to create optimum agility and responsiveness.

IS F SPORT shown in Infrared<sup>3</sup>





IS F SPORT shown in Iridium<sup>3</sup>

Visual effects shown. Do not attempt.

### IS 300

- Available all-wheel drive
- Eight-speed Sport Direct-Shift automatic transmission (RWD)

### IS 300 / 350 F SPORT DESIGN

- 0-60 in 5.6 seconds<sup>7</sup> (IS 350 RWD)
- 0-60 in 6.1 seconds<sup>7</sup> (IS 300 AWD)
- F SPORT-tuned suspension

### IS 300 / 350 F SPORT

- Performance-inspired instrumentation
- 19-inch staggered-width alloy wheels

Learn more at  
[lexus.com/ISPerformance](https://lexus.com/ISPerformance)

PERFORMANCE  
FEATURES  
IS





IS 500 F SPORT Performance shown in Infrared<sup>3</sup>



- Exclusive stacked quad exhaust tips
- Naturally aspirated V8 with 472 horsepower<sup>1</sup> at 7,100 rpm

- Yamaha<sup>®</sup> rear performance dampers
- F SPORT-tuned Adaptive Variable Suspension

- Torsen<sup>®8</sup> limited-slip rear differential
- Two-piece aluminum 14.0-in front and 12.7-in rear brake rotors

Learn more at [lexus.com/ISPerformance](https://lexus.com/ISPerformance)

PERFORMANCE FEATURES IS 500





IS shown with Rioja Red NuLuxe® and Black Geometric interior trim

# PURE STYLE, INSIDE AND OUT.

With dramatic character lines on the outside, bold details inside and expressions of F SPORT styling, the 2024 IS line looks as aggressive as it feels.





IS shown in Iridium<sup>3</sup>

## IS 300

- Low, imposing stance
- Aerodynamic, coupe-like silhouette

- Slim LED headlamps with integrated daytime running lights
- Distinctive singular LED Blade Taillamp

- Available 19-inch split-10-spoke alloy wheels
- Available heated and ventilated front seats

Learn more at  
[lexus.com/ISDesign](https://lexus.com/ISDesign)

DESIGN  
FEATURES  
IS





IS F SPORT shown in Ultra White<sup>3</sup>

### IS 300 / 350 F SPORT DESIGN

- F SPORT exterior styling, including grille surround and rear spoiler
- Silver and gray F SPORT badging

### IS 300 / 350 F SPORT

- F SPORT seats with enhanced bolsters
- Silver and white F SPORT badging

- F SPORT Black Geometric interior trim
- Available 19-inch Matte Black BBS<sup>®9</sup> wheels (IS 350 only)

Learn more at  
[lexus.com/ISDesign](https://lexus.com/ISDesign)

DESIGN  
FEATURES  
IS F SPORT MODELS





IS 500 F SPORT Performance  
shown in Cloudburst Gray<sup>3</sup>



## IS 500

- Raised front hood
- Black F SPORT Performance interior and exterior badging
- 19-inch split-10-spoke Enkei alloy wheels with Dark Metallic finish
- Dark Chrome-finished window and mirror trim
- F SPORT Performance front door-sill scuff plates
- Satin interior trim

Learn more at  
[lexus.com/ISDesign](https://lexus.com/ISDesign)

DESIGN  
FEATURES  
IS 500





IS shown with Apple CarPlay<sup>®</sup>10 integration and Glazed Caramel NuLuxe interior trim

# ONE MORE WAY YOU'LL FEEL CONNECTED

Offering a 10.3-inch pinch-and-zoom touchscreen multimedia display, this is more than technology that connects you—it's an extension of you.





- Apple CarPlay<sup>®10</sup> integration
- Android Auto<sup>™11</sup> compatibility

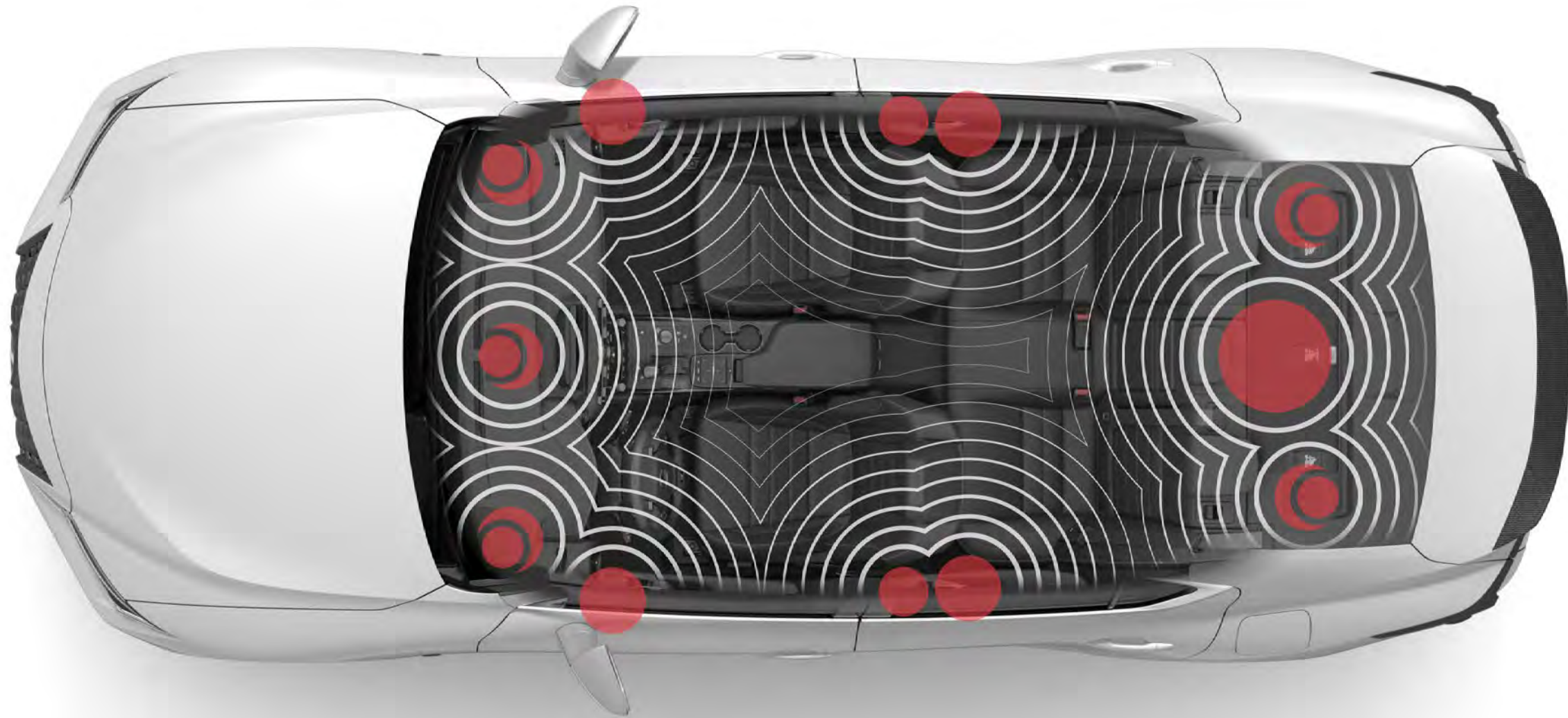
- Lexus app (engine start with active Enform Remote<sup>12</sup> trial or subscription, service scheduling and more)
- Available Panoramic View Monitor<sup>13</sup>

- Performance-inspired instrumentation. The IS 500 takes the F SPORT digital gauges further with an exclusive startup animation.

Learn more at  
[lexus.com/ISTechnology](https://lexus.com/ISTechnology)

TECHNOLOGY  
FEATURES





DON'T JUST  
LISTEN. FEEL.

Unlock a deeper appreciation of sound—and experience music in its highest fidelity while being enveloped in a three-dimensional soundscape.

- 17 speakers
- 1,800 watts amplified power
- 7.1-channel architecture
- QuantumLogic®<sup>6</sup> Surround





- Road Sign Assist<sup>14</sup>
- All-Speed Dynamic Radar Cruise Control<sup>16</sup>
- Lane Tracing Assist<sup>18</sup>
- Intelligent High Beams<sup>15</sup>
- Pre-Collision System with Pedestrian Detection<sup>17</sup>
- Lane Departure Alert with Steering Assist<sup>19</sup>

IS F SPORT shown in Iridium<sup>3</sup>

# PEACE OF MIND, STANDARD.

Our integrated suite of standard active safety equipment and convenience features, Lexus Safety System+ 2.5<sup>2</sup> adds peace of mind to every drive.

Learn more at  
[lexus.com/ISSafety](https://lexus.com/ISSafety)

TECHNOLOGY  
FEATURES



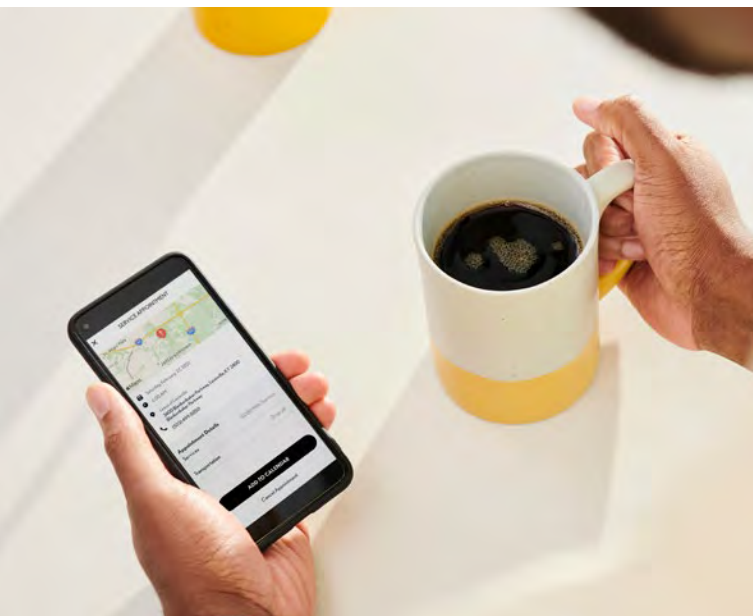


A COMPLETE SUITE OF  
STANDARD SERVICES  
AND BENEFITS

When you buy a Lexus, you're getting more than an exceptionally crafted vehicle, you're stepping into a world-class luxury experience like no other. Every new Lexus IS includes LexusCare, a suite of standard services and benefits that goes beyond your Lexus dealership to include exclusive event access, comprehensive Roadside Assistance<sup>20</sup> and more.

LEXUSCARE





## OWNERSHIP SERVICES

- Two complimentary maintenance services<sup>21</sup>
- 4-year/50,000-mile Basic Warranty<sup>22</sup>

- Up to 10-year trial of Service Connect<sup>23</sup>
- Complimentary loaner vehicles<sup>24</sup>

- Complimentary vehicle wash<sup>25</sup>





## SAFETY

- In addition to standard Lexus Safety System+ 2.5<sup>2</sup>, every IS also includes up to a 3-year trial of Safety Connect.<sup>26</sup>

## CONNECTIVITY

- With LexusCare, every new IS comes standard with connectivity services, including a 3-year trial of Enform Remote<sup>12</sup> and a SiriusXM<sup>®27</sup> 3-month Platinum Plan trial subscription.





## EXCLUSIVE EXPERIENCES

- Entertainment exclusives
- Exclusive retailer offers
- Resort credits and more
- Elite culinary experiences
- VIP sporting event access

Learn more at  
[lexus.com/LexusCare](https://lexus.com/LexusCare)

LEXUSCARE



**IS 300**

241

HORSEPOWER<sup>1</sup>

IN-LINE 4

TURBOCHARGED  
2.0-LITER ENGINE

258

LB-FT OF TORQUE<sup>1</sup>

RWD

STANDARD

8

SPEED SPORT  
DIRECT-SHIFT AUTOMATIC  
TRANSMISSION

6.9 0-60 MPH  
(SEC)<sup>7</sup>

21/31/25

CTY / HWY / CMB  
MANUFACTURER-ESTIMATED  
MPG<sup>28</sup>

**IS 300 AWD**

260

HORSEPOWER<sup>1</sup>

V6

3.5-LITER ENGINE

236

LB-FT OF TORQUE<sup>1</sup>

AWD

STANDARD

6

SPEED  
AUTOMATIC  
TRANSMISSION

6.1 0-60 MPH  
(SEC)<sup>7</sup>

19/26/22

CTY / HWY / CMB  
MANUFACTURER-ESTIMATED  
MPG<sup>28</sup>

**IS 350**

311

HORSEPOWER<sup>1</sup>

V6

3.5-LITER ENGINE

280

LB-FT OF TORQUE<sup>1</sup>

RWD

STANDARD

8

SPEED SPORT  
DIRECT-SHIFT AUTOMATIC  
TRANSMISSION

5.6 0-60 MPH  
(SEC)<sup>7</sup>

20/28/23

CTY / HWY / CMB  
MANUFACTURER-ESTIMATED  
MPG<sup>28</sup>

**IS 500**

472

HORSEPOWER<sup>1</sup>

V8

5.0-LITER ENGINE

395

LB-FT OF TORQUE<sup>1</sup>

RWD

STANDARD

8

SPEED SPORT  
DIRECT-SHIFT AUTOMATIC  
TRANSMISSION

4.4 0-60 MPH  
(SEC)<sup>4</sup>

17/25/20

CTY / HWY / CMB  
MANUFACTURER-ESTIMATED  
MPG<sup>28</sup>





# IS STYLES



## IS 300

*Standard features:*

- LED headlamps, taillamps and daytime running lights
- NuLuxe® interior trim
- Eight-way power front seats
- Dual-zone climate control
- Heated outside mirrors
- Apple CarPlay®<sup>10</sup> integration
- Android Auto™<sup>11</sup> compatibility
- Lexus Multimedia System with 8.0-inch touchscreen display
- Lexus Enform Safety Connect,<sup>26</sup> Service Connect,<sup>23</sup> Remote,<sup>12</sup> and Wi-Fi<sup>29</sup> trials. Paid subscription required after trial. 4G network dependent. See [lexus.com](https://lexus.com) for details.
- Blind Spot Monitor<sup>30</sup> with Rear Cross-Traffic Alert<sup>31</sup>
- Backup camera with dynamic gridlines<sup>32</sup>
- 10 standard airbags<sup>33</sup>



## IS 300/350 F SPORT DESIGN

*Includes IS 300 features, and adds or replaces:*

- Heated front seats
- F SPORT-tuned suspension
- F SPORT exterior styling, including unique front and rear bumpers, grille surround, rear spoiler and exhaust tips
- F SPORT 19-in split-five-spoke alloy wheels with Dark Metallic finish and summer (RWD) or all-season (AWD) tires
- F SPORT Design exterior badging



## IS 300/350 F SPORT

*Includes IS 350 F SPORT Design features, and adds or replaces:*

- Performance-inspired instrumentation with sliding bezel
- F SPORT heated leather-trimmed steering wheel
- F SPORT bolstered, heated and ventilated front seats
- 10-way power-adjustable driver's seat including lumbar support
- Four-way adjustable headrests
- Embossed interior door trim
- Black Geometric interior trim
- Aluminum pedals
- F SPORT 19-in split-five-spoke staggered-width alloy wheels with Dark Metallic finish and summer (RWD) or all-season (AWD) tires

View all standard features and configure yours at [lexus.com/ISBuild](https://lexus.com/ISBuild)





# IS 500 STYLES



## IS 500 F SPORT PERFORMANCE

*Includes IS 350 F SPORT features, and adds or replaces:*

- Drive Mode Select with Sport S/S+ and Custom modes
- Power tilt-and-slide moonroof
- Intuitive Parking Assist with Auto Braking<sup>34</sup> and Rear Cross-Traffic Braking<sup>35</sup>
- Power tilt-and-telescopic steering wheel
- Outside mirrors with Dark Chrome trim and auto tilt-down in reverse
- Lexus Memory System for driver's seat, outside mirrors and steering wheel
- Yamaha<sup>®</sup> rear performance dampers
- F SPORT-tuned Adaptive Variable Suspension
- Two-piece aluminum 14.0-in front and 12.7-in rear brake rotors
- Quad exhaust tips
- Raised front hood
- Satin interior trim
- F SPORT Performance front door-sill scuff plates
- IS 500 startup animation in multi-information display
- F SPORT Performance 19-in split-10-spoke staggered-width Enkei alloy wheels with Dark Metallic finish



## IS 500 F SPORT PERFORMANCE PREMIUM

*Includes IS 500 F SPORT Performance features, and adds or replaces:*

- Panoramic View Monitor<sup>13</sup>
- Power rear sunshade
- Triple-Beam LED headlamps
- Navigation System<sup>5</sup>
- 10.3-in high-resolution touchscreen multimedia display
- Lexus Enform Dynamic Navigation,<sup>36</sup> Dynamic Voice Command, and Destination Assist<sup>37</sup> trials. Paid subscription required after trial. 4G network dependent. See [lexus.com](http://lexus.com) for details.
- Mark Levinson<sup>®6</sup> 17-speaker, 1,800-watt Premium Surround Sound
- Machined aluminum control knobs





# PACKAGES



## COMFORT PACKAGE (IS 300)

- Heated and ventilated front seats
- Heated leather-trimmed steering wheel
- Power tilt-and-slide moonroof
- Rain-sensing windshield wipers
- Auto-dimming rearview mirror with HomeLink<sup>®38</sup> system

## PREMIUM PACKAGE (IS 300)

- Includes Comfort Package features, and adds or replaces:*
- Open-Pore Black interior trim
  - Power tilt-and-telescopic steering column
  - Outside mirrors with auto tilt-down in reverse
  - Lexus Memory System for driver's seat, outside mirrors and steering wheel

- 19-in split-10-spoke alloy wheels with summer (RWD) or all-season (AWD) tires
- Front door-sill scuff plates
- Rear armrest with cupholders
- Power rear sunshade

## MEMORY PACKAGE (IS 300 F SPORT, IS 350 F SPORT)

- Power tilt-and-telescopic steering wheel
- Outside mirrors with auto tilt-down in reverse
- Lexus Memory System for driver's seat, outside mirrors and steering wheel



IS F SPORT shown with  
White NuLuxe interior trim



## PACKAGES (CONT.)



### HANDLING PACKAGE (IS 350 F SPORT)

- Drive Mode Select with Sport S/S+ and Custom modes
- F SPORT-tuned Adaptive Variable Suspension
- Torsen<sup>®8</sup> limited-slip rear differential (RWD)

### BLACKOUT PACKAGE (IS 350 F SPORT)

*Includes Memory Package and Handling Package features, and adds or replaces:*

- 19-in Matte Black BBS<sup>®9</sup> wheels
- Dark Chrome window trim
- Dark Chrome outside mirror trim

### NAVIGATION PACKAGE

- Navigation System<sup>5</sup>
- 10.3-in high-resolution touchscreen multimedia display
- Lexus Enform Dynamic Navigation,<sup>36</sup> Dynamic Voice Command, and Destination Assist<sup>37</sup> trials. Paid subscription required after trial. 4G network dependent. See [lexus.com](http://lexus.com) for details.

### NAVIGATION / MARK LEVINSON PACKAGE

*Includes Navigation Package, plus:*

- Mark Levinson<sup>®</sup> 17-speaker, 1,800-watt Premium Surround Sound
- Machined aluminum control knobs





# OPTIONS



- Triple-Beam LED headlamps
- Power tilt-and-slide moonroof
- Power rear sunshade

- Panoramic View Monitor<sup>13</sup>
- Intuitive Parking Assist with Auto Braking<sup>34</sup> and Rear Cross-Traffic Braking<sup>35</sup>

- Mark Levinson® 17-speaker, 1,800-watt Premium Surround Sound





# WHEELS



## 18-in

Split-five-spoke alloy wheels  
STANDARD  
IS 300



## 19-in

Split-seven-spoke forged alloy  
Matte Black BBS® wheels  
AVAILABLE  
IS 350 F SPORT,  
IS 500 F SPORT  
Performance,  
IS 500 F SPORT  
Performance Premium



## 19-in

Split-10-spoke alloy wheels  
AVAILABLE  
IS 300



## 19-in

Split-10-spoke  
Enkei alloy wheels with  
Dark Metallic finish  
STANDARD  
IS 500 F SPORT  
Performance,  
IS 500 F SPORT  
Performance Premium



## 19-in

Split-five-spoke alloy wheels  
with Dark Metallic finish  
STANDARD  
IS 300/350 F SPORT Design,  
IS 300/350 F SPORT



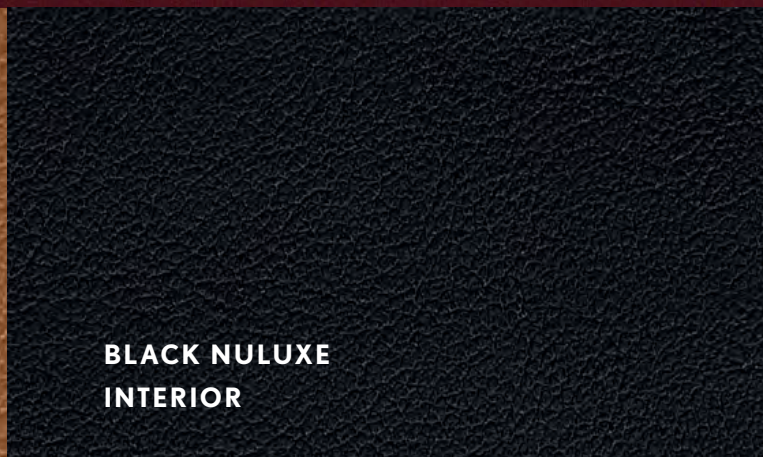
IS F SPORT shown in Ultra White<sup>3</sup>




**MATADOR RED MICA  
EXTERIOR**



**GLAZED CARAMEL NULUXE®  
INTERIOR**



**BLACK NULUXE  
INTERIOR**



**BLACK METALLIC  
INTERIOR TRIM**



**OPEN-PORE BLACK  
INTERIOR TRIM**

IS 300

IS 300

IS 300

IS 300

This page is meant to represent color combinations for exterior, interior seat surfaces and trims available on the IS line. For specific combination details, which can vary by style, visit [lexus.com/ISBuild](https://lexus.com/ISBuild).





GLAZED  
CARAMEL  
NULUXE®  
INTERIOR

WHITE  
NULUXE  
INTERIOR

BLACK  
NULUXE  
INTERIOR

SATIN  
INTERIOR TRIM

BLACK  
GEOMETRIC  
INTERIOR TRIM

BLACK  
METALLIC  
INTERIOR TRIM

IS 300/350 F SPORT DESIGN

IS 300/350 F SPORT  
IS 500 F SPORT  
PERFORMANCE  
IS 500 F SPORT  
PERFORMANCE PREMIUM

IS 300/350 F SPORT DESIGN  
IS 300/350 F SPORT  
IS 500 F SPORT  
PERFORMANCE  
IS 500 F SPORT  
PERFORMANCE PREMIUM

IS 500 F SPORT  
PERFORMANCE  
IS 500 F SPORT  
PERFORMANCE PREMIUM

IS 300/350 F SPORT

IS 300/350 F SPORT  
DESIGN





**GLAZED  
CARAMEL  
NULUXE®  
INTERIOR**

**RIOJA RED  
NULUXE  
INTERIOR**

**CIRCUIT RED  
NULUXE  
INTERIOR**

**WHITE  
NULUXE  
INTERIOR**

**BLACK  
NULUXE  
INTERIOR**

**SATIN  
INTERIOR TRIM**

**BLACK  
GEOMETRIC  
INTERIOR TRIM**

**BLACK  
METALLIC  
INTERIOR TRIM**

IS 300/350 F SPORT  
DESIGN

IS 300/350 F SPORT  
DESIGN

IS 300/350 F SPORT  
IS 500 F SPORT  
PERFORMANCE  
IS 500 F SPORT  
PERFORMANCE  
PREMIUM

IS 300/350 F SPORT  
IS 500 F SPORT  
PERFORMANCE  
IS 500 F SPORT  
PERFORMANCE  
PREMIUM

IS 300/350 F SPORT  
DESIGN  
IS 300/350 F SPORT  
IS 500 F SPORT  
PERFORMANCE  
IS 500 F SPORT  
PERFORMANCE  
PREMIUM

IS 500 F SPORT  
PERFORMANCE  
IS 500 F SPORT  
PERFORMANCE  
PREMIUM

IS 300/350 F SPORT

IS 300/350 F SPORT  
DESIGN




GRECIAN WATER  
EXTERIOR



GLAZED  
CARAMEL  
NULUXE®  
INTERIOR



BLACK NULUXE  
INTERIOR



BLACK  
GEOMETRIC  
INTERIOR TRIM



BLACK  
METALLIC  
INTERIOR TRIM



OPEN-PORE  
BLACK  
INTERIOR TRIM

IS 300

IS 300


IS 300

IS 300

IS 300

This page is meant to represent color combinations for exterior, interior seat surfaces and trims available on the IS line. For specific combination details, which can vary by style, visit [lexus.com/ISBuild](https://lexus.com/ISBuild).





GLAZED  
CARAMEL  
NULUXE®  
INTERIOR

RIOJA RED  
NULUXE  
INTERIOR

CIRCUIT RED  
NULUXE  
INTERIOR

WHITE  
NULUXE  
INTERIOR

BLACK  
NULUXE  
INTERIOR

SATIN  
INTERIOR TRIM

BLACK  
GEOMETRIC  
INTERIOR TRIM

BLACK  
METALLIC  
INTERIOR TRIM

OPEN-PORE  
BLACK  
INTERIOR TRIM

IS 300  
IS 300/350 F SPORT  
DESIGN

IS 300  
IS 300/350 F SPORT  
DESIGN

IS 300/350 F SPORT  
IS 500 F SPORT  
PERFORMANCE  
IS 500 F SPORT  
PERFORMANCE  
PREMIUM

IS 300/350 F SPORT  
IS 500 F SPORT  
PERFORMANCE  
IS 500 F SPORT  
PERFORMANCE  
PREMIUM

IS 300  
IS 300/350 F SPORT  
DESIGN  
IS 300/350 F SPORT  
IS 500 F SPORT  
PERFORMANCE  
IS 500 F SPORT  
PERFORMANCE  
PREMIUM


IS 500 F SPORT  
PERFORMANCE  
IS 500 F SPORT  
PERFORMANCE  
PREMIUM

IS 300/350 F SPORT

IS 300  
IS 300/350 F SPORT  
DESIGN

IS 300





**GLAZED  
CAMEL  
NULUXE®  
INTERIOR**

**RIOJA RED  
NULUXE  
INTERIOR**

**CIRCUIT RED  
NULUXE  
INTERIOR**

**WHITE  
NULUXE  
INTERIOR**

**BLACK  
NULUXE  
INTERIOR**

**SATIN  
INTERIOR TRIM**

**BLACK  
GEOMETRIC  
INTERIOR TRIM**

**BLACK  
METALLIC  
INTERIOR TRIM**

**OPEN-PORE  
BLACK  
INTERIOR TRIM**

IS 300  
IS 300/350 F SPORT  
DESIGN

IS 300  
IS 300/350 F SPORT  
DESIGN

IS 300/350 F SPORT  
IS 500 F SPORT  
PERFORMANCE  
IS 500 F SPORT  
PERFORMANCE  
PREMIUM

IS 300/350 F SPORT  
IS 500 F SPORT  
PERFORMANCE  
IS 500 F SPORT  
PERFORMANCE  
PREMIUM

IS 300  
IS 300/350 F SPORT  
DESIGN  
IS 300/350 F SPORT  
IS 500 F SPORT  
PERFORMANCE  
IS 500 F SPORT  
PERFORMANCE  
PREMIUM

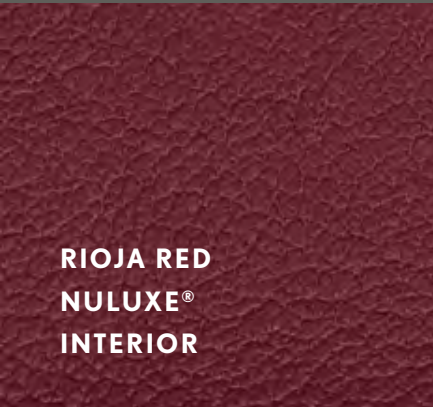
IS 500 F SPORT  
PERFORMANCE  
IS 500 F SPORT  
PERFORMANCE  
PREMIUM

IS 300/350 F SPORT

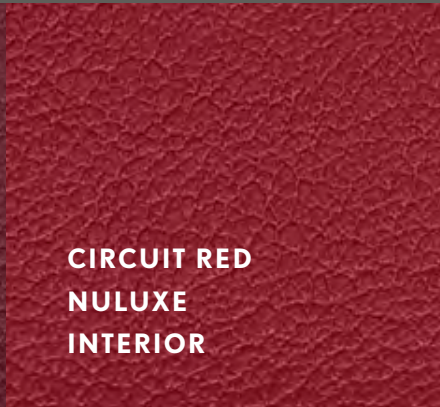
IS 300  
IS 300/350 F SPORT  
DESIGN

IS 300

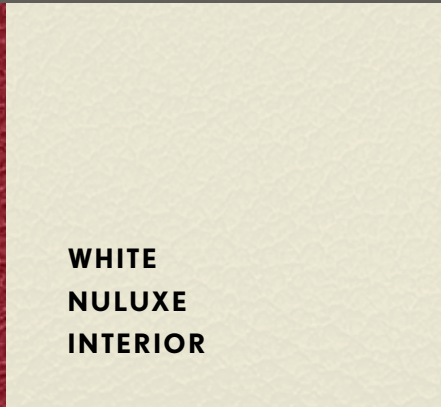




**RIOJA RED  
NULUXE®  
INTERIOR**



**CIRCUIT RED  
NULUXE  
INTERIOR**



**WHITE  
NULUXE  
INTERIOR**



**BLACK  
NULUXE  
INTERIOR**



**SATIN  
INTERIOR TRIM**



**BLACK  
GEOMETRIC  
INTERIOR TRIM**



**BLACK  
METALLIC  
INTERIOR TRIM**

IS 350 F SPORT  
DESIGN

IS 350 F SPORT  
IS 500 F SPORT  
PERFORMANCE  
IS 500 F SPORT  
PERFORMANCE  
PREMIUM

IS 350 F SPORT  
IS 500 F SPORT  
PERFORMANCE  
IS 500 F SPORT  
PERFORMANCE  
PREMIUM

IS 350 F SPORT  
DESIGN  
IS 350 F SPORT  
IS 500 F SPORT  
PERFORMANCE  
IS 500 F SPORT  
PERFORMANCE  
PREMIUM

IS 500 F SPORT  
PERFORMANCE  
IS 500 F SPORT  
PERFORMANCE  
PREMIUM

IS 350 F SPORT  
IS 500 F SPORT  
PERFORMANCE  
IS 500 F SPORT  
PERFORMANCE  
PREMIUM

IS 350 F SPORT  
DESIGN





GLAZED  
CARAMEL  
NULUXE®  
INTERIOR

RIOJA RED  
NULUXE  
INTERIOR

CIRCUIT RED  
NULUXE  
INTERIOR

WHITE  
NULUXE  
INTERIOR

BLACK  
NULUXE  
INTERIOR

SATIN  
INTERIOR TRIM

BLACK  
GEOMETRIC  
INTERIOR TRIM

BLACK  
METALLIC  
INTERIOR TRIM

OPEN-PORE  
BLACK  
INTERIOR TRIM

IS 300  
IS 300/350 F SPORT  
DESIGN

IS 300  
IS 300/350 F SPORT  
DESIGN

IS 300/350 F SPORT  
IS 500 F SPORT  
PERFORMANCE  
IS 500 F SPORT  
PERFORMANCE  
PREMIUM

IS 300/350 F SPORT  
IS 500 F SPORT  
PERFORMANCE  
IS 500 F SPORT  
PERFORMANCE  
PREMIUM

IS 300  
IS 300/350 F SPORT  
DESIGN  
IS 300/350 F SPORT  
IS 500 F SPORT  
PERFORMANCE  
IS 500 F SPORT  
PERFORMANCE  
PREMIUM

IS 500 F SPORT  
PERFORMANCE  
IS 500 F SPORT  
PERFORMANCE  
PREMIUM

IS 300/350 F SPORT

IS 300  
IS 300/350 F SPORT  
DESIGN

IS 300



**EMINENT WHITE PEARL\***  
**EXTERIOR**



**GLAZED  
CARAMEL  
NULUXE®  
INTERIOR**

**RIOJA RED  
NULUXE  
INTERIOR**

**BLACK NULUXE  
INTERIOR**

**BLACK  
METALLIC  
INTERIOR TRIM**

**OPEN-PORE  
BLACK  
INTERIOR TRIM**

IS 300

IS 300

IS 300

IS 300

IS 300



**ULTRA WHITE\***  
**EXTERIOR**



**GLAZED  
CARAMEL  
NULUXE®  
INTERIOR**

**RIOJA RED  
NULUXE  
INTERIOR**

**CIRCUIT RED  
NULUXE  
INTERIOR**

**WHITE  
NULUXE  
INTERIOR**

**BLACK  
NULUXE  
INTERIOR**

**SATIN  
INTERIOR TRIM**

**BLACK  
GEOMETRIC  
INTERIOR TRIM**

**BLACK  
METALLIC  
INTERIOR TRIM**

IS 300/350 F SPORT  
DESIGN

IS 300/350 F SPORT  
DESIGN

IS 300/350 F SPORT  
IS 500 F SPORT  
PERFORMANCE  
IS 500 F SPORT  
PERFORMANCE  
PREMIUM

IS 300/350 F SPORT  
IS 500 F SPORT  
PERFORMANCE  
IS 500 F SPORT  
PERFORMANCE  
PREMIUM

IS 300/350 F SPORT  
DESIGN  
IS 300/350 F SPORT  
IS 500 F SPORT  
PERFORMANCE  
IS 500 F SPORT  
PERFORMANCE  
PREMIUM

IS 500 F SPORT  
PERFORMANCE  
IS 500 F SPORT  
PERFORMANCE  
PREMIUM

IS 300/350 F SPORT

IS 300/350 F SPORT  
DESIGN



# ACCESSORIES

- All-weather floor liners<sup>39</sup>
- All-weather floor mats<sup>39</sup>
- All-weather trunk tray
- Alloy wheel locks
- Body side moldings
- Cargo net<sup>40</sup>
- Carpet floor mats<sup>39</sup>

- Carpet trunk mat
- Coin holder / ashtray cup
- Door edge film by 3M™
- Door edge guards
- Emergency assistance kit
- First aid kit
- Glass breakage sensor


- Illuminated door sills
- Illuminated trunk sill
- Key gloves with Lexus logo
- Lexus Universal Tablet Holder
- Paint protection film by 3M™<sup>41</sup>
- Rear bumper appliqué
- Rear spoiler



## F SPORT ACCESSORIES

- Key gloves with F logo
- Lowering springs

Learn more at  
[lexus.com/accessories](https://lexus.com/accessories)





# LEXUS PERFORMANCE DRIVING SCHOOL

The Lexus Performance Driving School is a full-day program where you'll get to experience vehicles infused with the DNA of the RC F GT3 racecar firsthand. Designed to build driving skills and confidence—on and off the track—it's nothing short of pure exhilaration.



## Driver Development

Elevate your driving skills with personalized coaching across a variety of driving activities, from cornering to throttle techniques.



## Lexus Performance

Learn how Lexus performance design, features and technologies deliver a feeling of extreme driver engagement and a pure passion for driving.



## Iconic Circuits

Take the driver's seat and unleash your driving prowess at some of the most iconic motorsports venues in the United States.

Learn more at  
[LexusPerformanceDrivingSchool.com](https://LexusPerformanceDrivingSchool.com)

Restrictions for participation apply, including but not limited to: minimum age requirements, valid driver's license and proof of insurance.

PERFORMANCE  
DRIVING  
SCHOOL





**BUILD YOUR IS**

**FIND A DEALER**

**VIEW LEXUS OFFERS**

WARRANTY Four-year/50,000-mile Lexus Limited Warranty. Six-year/70,000-mile Powertrain Warranty. Six-year/unlimited-mileage Corrosion Perforation Warranty. All warranties with zero deductible. See the *IS Warranty and Services Guide* at your Lexus dealer for details.

**1.** Ratings achieved using required premium unleaded gasoline w/ an octane rating of 91 or higher. If premium fuel is not used, performance will decrease. **2.** Lexus Safety System+ effectiveness depends on many factors including road, weather and vehicle conditions. Drivers responsible for paying attention to their surroundings and driving safely. See *Owner's Manual* for limitations. **3.** Cloudburst Gray, Eminent White Pearl, Infrared, Iridium, Ultrasonic Blue Mica 2.0 and Ultra White available for an additional charge. **4.** 0-60 in 4.4 seconds is applicable to the IS 500 F SPORT Performance only. AMCI Testing Certified. 2022 model year tested. **5.** Be sure to obey traffic regulations and maintain awareness of road and traffic conditions at all times. System functionality and accuracy of information depends on many factors. Use common sense when relying on information provided. Services and programming subject to change. Updates may be available at an additional cost. See *Owner's Manual* for limitations. **6.** Mark Levinson and QuantumLogic are registered trademarks of Harman International Industries, Inc. **7.** Performance figures are for comparison only and were obtained with prototype vehicles by professional drivers. **8.** Torsen® is a registered trademark of JTEKT Torsen, Inc. **9.** BBS is a registered trademark of BBS of America, Inc. **10.** Requires compatible smartphone. Operability depends on network availability, a cellular connection and GPS signal. Services subject to change at any time without notice. Data charges may apply. To learn more, go to <https://lexusconnectedtechnologysupport.com/lexus/home>. To learn more about Lexus' connected services data collection, use, sharing and retention practices, please visit <https://www.lexus.com/privacy>. Google, Android, Android Auto, YouTube Music and other marks are trademarks of Google LLC. **11.** To use Android Auto on your car display, you need a compatible Android smartphone with an active data plan. You can check which smartphones are compatible at <https://www.android.com/auto/compatibility/>. Operability depends on network availability, a cellular connection and GPS signal. Services subject to change at any time without notice. Data charges may apply. To learn more, go to <https://lexusconnectedtechnologysupport.com/lexus/home>. To learn more about Lexus' connected services data collection, use, sharing and retention practices, please visit <https://www.lexus.com/privacy>. Apple CarPlay and iPhone are registered trademarks of Apple Inc. **12.** Use only if aware of circumstances surrounding vehicle and it is legal and safe to do so (e.g., do not remotely start a gas-engine vehicle in an enclosed space or if vehicle is occupied by a child). Enform Remote depends on certain factors outside of Lexus' control, including cellular network availability, a cellular connection and GPS signal. Without any one or more of these things, operability may be limited or precluded. Services subject to change at any time without notice. Requires app download/registration and subscription after trial (if applicable). Terms of Use apply. Data charges may apply. See *Owner's Manual* and <https://drivers.lexus.com/lexusdrivers/technology/enform> for usage precautions and limitations. To learn about Lexus' connected services data collection, use, sharing and retention practices, visit <https://www.lexus.com/privacy>. Trial period begins on the original purchase or lease date of new vehicle. Paid subscription required after 3-year trial (if applicable). Terms of Use apply. **13.** The Panoramic View Monitor does not provide a comprehensive view of the area surrounding your vehicle. Look around to confirm clearance. See *Owner's Manual* for limitations. **14.** Road Sign Assist only recognizes certain road signs. See *Owner's Manual* for limitations. **15.** Intelligent High Beams operate at speeds above approximately 21mph. Minimum speeds may vary by model. See *Owner's Manual* for instructions and limitations. **16.** Dynamic Radar Cruise Control is not a substitute for safe and attentive driving. See *Owner's Manual* for instructions and limitations. **17.** The Pre-Collision System (PCS) with Pedestrian Detection (PD) is designed to help reduce the crash speed and damage in certain frontal collisions involving a vehicle, a pedestrian, or a bicyclist. PCS w/PD is not a substitute for safe and attentive driving. System effectiveness depends on many factors, such as speed, size and position of vehicle, pedestrian or bicyclist, and weather, light and road conditions. See *Owner's Manual* for limitations. **18.** The Lane Tracing Assist (LTA) lane centering function is designed to read visible lane markers and detect other vehicles under certain conditions. It is only operational when DRCC is engaged. See *Owner's Manual* for limitations. **19.** Lane Departure Alert with Steering Assist is designed to read visible lane markers under certain conditions. It provides a visual/audible alert and slight steering force when lane departure is detected. It is not a collision-avoidance system or substitute for safe and attentive driving. Effectiveness depends on many factors including road, weather and vehicle conditions. See *Owner's Manual* for limitations. **20.** Roadside Assistance coverage is for 48 months from your vehicle's in-service date, regardless of mileage. Coverage is provided 24 hours a day, 365 days a year, for vehicles operated in the continental U.S. and Canada. Does not include parts and fluids, except emergency fuel delivery. **21.** Lexus provides complimentary maintenance for your first two scheduled visits at the earlier of 6 months/5,000 miles and 12 months/10,000 miles. See *Warranty and Services Guide* for details. For Lexus vehicles registered and normally operated in the continental United States, U.S. territories and Canada. **22.** See Lexus dealer for details. **23.** Information provided is based on the last time data was collected from the vehicle & is not real-time data. Service Connect depends on factors outside of Lexus' control, including an operative telematics device, a cellular connection, GPS signal, & the availability of a compatible wireless network, without which system functionality & availability may be limited or precluded. Service may vary by vehicle & region. Registration required. Subscription required after trial. Service subject to change at any time without notice. Terms of Use apply. Data charges may apply. See usage precautions & service limitations in *Owner's Manual* and <https://drivers.lexus.com/lexusdrivers/technology/enform> for additional details. To learn about Lexus' connected services data collection, use, sharing & retention practices, please visit <https://www.lexus.com/privacy>. The Service Connect trial period is at no extra cost & begins on the original date of purchase or lease of a new vehicle. Subscription required after trial. Service Connect, Enform Remote, or Destination Assist connected service renewal is selected. Service Connect is not renewable as a stand-alone service. **24.** Subject to loaner vehicle availability. See your Lexus dealer. **25.** Subject to availability. See your Lexus dealer. **26.** Safety Connect depends on factors outside of Lexus' control in order to operate, including cellular network availability, a cellular connection and GPS signal. Without any one or more of these things, operability may be limited or precluded, including access to response center and emergency support. Stolen vehicle police report required to use Stolen Vehicle Locator. Automatic Collision Notification activates only in limited circumstances. Services vary by vehicle and are subject to change at any time without notice. Terms of Use apply. Data charges may apply. See *Owner's Manual* and <https://drivers.lexus.com/lexusdrivers/technology/enform>. For Lexus' connected services data collection, use, sharing and retention practices, please visit <https://www.lexus.com/privacy>. Safety Connect trial period is at no extra cost and begins on the original date of purchase or lease of a new vehicle. Paid subscription required after trial to access the service. **27.** Trial length and service availability may vary by model, model year or trim. Service will automatically stop at the end of your trial subscription period unless you decide to continue service. If you do not wish to enjoy your trial, you can cancel by calling the number below. All SiriusXM® services require a subscription, each sold separately by SiriusXM after the trial period. Service subject to the SiriusXM Customer Agreement and Privacy Policy, visit [www.siriusxm.com](http://www.siriusxm.com) to see complete terms and how to cancel which includes calling 1-866-635-2349. Some services and features are subject to device capabilities and location availability. All fees, content and features are subject to change. SiriusXM, Pandora and all related logos are trademarks of Sirius XM Radio Inc. and its respective subsidiaries. **28.** Projected EPA-estimated MPG ratings determined by manufacturer. EPA estimates not available at time of publishing. Use for comparison purposes only. Your mileage will vary for many reasons, including your vehicle's condition and how/where you drive. See [www.fueleconomy.gov](http://www.fueleconomy.gov). **29.** Service not available everywhere or in every vehicle. Depends on 4G cellular network availability, a cellular connection and GPS signal. Without any one or more of these things, operability may be limited or precluded. Up to 5 devices can be supported using in-vehicle connectivity. Services subject to change at any time without notice. The Wi-Fi Connect trial begins at the time of enrollment and expires the earlier of 4GB data use or the 90-day trial period ends. Paid subscription required after trial. Data charges may apply. Valid in the contiguous U.S. and Alaska. Go to <https://myvehicle.att.com/#/lexus/learn?language=en&country=US> for terms and conditions. **30.** Do not rely exclusively on Blind Spot Monitor. Look over shoulder and use turn signal. See *Owner's Manual* for limitations. **31.** Do not rely exclusively on the Rear Cross-Traffic Alert. Visually confirm clearance during use. See *Owner's Manual* for limitations. **32.** The backup camera does not provide a comprehensive view. Always look over shoulder and use outside mirrors. See *Owner's Manual* for limitations. **33.** Airbag systems supplement the seatbelts and are designed to inflate only under certain conditions and in certain types of severe collisions. Always wear seatbelt, sit upright in middle and as far back in seat as possible to help decrease risk of injury. Do not put objects in front of an airbag. See *Owner's Manual* for limitations. **34.** Intuitive Parking Assist (IPA) may warn drivers of, and potentially brake for, collisions with certain objects when traveling at low speeds. Drivers should visually confirm clearance during use. See *Owner's Manual* for limitations. **35.** Do not rely exclusively on Rear Cross-Traffic Braking. Visually confirm clearance during use. See *Owner's Manual* for limitations. **36.** Operability and accuracy of Dynamic Navigation depends on certain factors outside of Lexus' control in order to operate, including cellular network availability, a cellular connection and GPS signal. Without any one or more of these things, operability may be limited or precluded. Services not available in every city or roadway. Use common sense when relying on information provided. Service is subject to change at any time without notice. Paid subscription required after trial (if applicable). Terms of Use apply. Data charges may apply. See *Owner's Manual* and <https://drivers.lexus.com/lexusdrivers/technology/enform> for limitations. To learn about Lexus' connected services data collection, use, sharing and retention practices, visit <https://www.lexus.com/privacy>. The Dynamic Navigation trial period is at no extra cost and begins on original purchase or lease date of new vehicle. Paid subscription required after trial (if applicable). Terms of Use apply. **37.** Depends on factors outside of Lexus' control in order to operate, including cellular network availability, a cellular connection and GPS signal. Without any one or more of these things, operability may be limited or precluded. Use common sense when relying on this information. Service is subject to change at any time without notice. Terms of Use apply. Data charges may apply. See <https://drivers.lexus.com/lexusdrivers/technology/enform> for details. To learn about Lexus' connected services data collection, use, sharing and retention practices, please visit <https://www.lexus.com/privacy>. The Destination Assist trial period begins on original purchase or lease date of new vehicle. Paid subscription required after trial (if applicable). Terms of Use apply. **38.** HomeLink and HomeLink® house icon are registered trademarks of Gentex Corporation. **39.** This floor liner or floor mat was designed specifically for use in your model and model year vehicle and SHOULD NOT be used in any other vehicle. To avoid potential interference with pedal operation, each liner or mat must be secured with its fasteners. Do not install a floor liner or mat on top of an existing floor liner or mat. **40.** Cargo and load capacity limited by weight and distribution. Always properly secure cargo and cargo area. **41.** Genuine Lexus Paint Protection Film by 3M™ is designed for specific sections of the vehicle most prone to chipping which may vary depending on vehicle model. Select applications may require an additional charge. Lexus Genuine Accessory Warranty only applies when installation is performed by a trained Lexus-approved installer. See Lexus dealer for details.

Lexus strives to build vehicles to match customer interest, and thus they typically are built with popular options and option packages. Not all options/packages are available separately, and some may not be available in all regions of the country. See [lexus.com](http://lexus.com) for information about options/packages commonly available in your area. If you would prefer a vehicle without any or with different options, contact your dealer to check for current availability or the possibility of placing a special order. Specifications, features, equipment, technical data, performance figures, options, and color and trim are based upon information available at time of publishing, are subject to change without notice, and are for mainland U.S.A. vehicles only. Vehicles shown may be prototypes, shown using visual effects and/or shown with options. Actual models may vary. Colors depicted may vary based on multiple factors, including ambient lighting and the format in which they are being viewed (e.g., computer, mobile device, or print). See your Lexus dealer for details. Lexus reminds you to wear seatbelts, secure children in rear seat, obey all traffic laws and drive responsibly. For more information, call 800-USA-LEXUS (872-5398) or visit [lexus.com](http://lexus.com). To learn more about your financing options, contact your Lexus dealer or call Lexus Financial Services at 800-874-7050.