

2023 RZ





[JUMP TO:](#)

[STYLES](#)

[DESIGN](#)

[PERFORMANCE](#)

[TECHNOLOGY](#)

[SAFETY](#)

[OWNERSHIP](#)

[SPECS](#)

[BUILD YOUR RZ](#)

[FIND A DEALER](#)

[VIEW LEXUS OFFERS](#)



ELECTRIC. POWERED BY LEXUS.

Introducing the first-ever fully electric Lexus, the RZ 450e! A bold new expression of innovation, as only Lexus could imagine. This is the next chapter of electrified mobility.



Limited availability. See your preferred Lexus dealer for details. RZ shown in Iridium.²

RZ 450e PREMIUM

- 308 total system horsepower
- Up to 220-mile driving range³ (with 18-inch wheels)

RZ 450e LUXURY

- Mark Levinson^{®4} 13-speaker, 12-channel, 1,800-watt Premium Surround Sound
- Available 20-inch, split-10-spoke alloy wheels with Dark Premium Metallic finish

STYLES




RZ shown with Dapple Gray
Ultrasuede® interior trim

LOOKS LIKE THE FUTURE.
FEELS LIKE A LEXUS.

The next evolution in Lexus design, the RZ 450e features an aerodynamic spindle body, a driver-focused interior and unparalleled refinement.

DESIGN



— LED Blade Taillamp

— Available Ultrasuede®-trimmed seats

— Available radiant front knee heater

— Heated and ventilated front seats

— Available Dynamic Sky™ panorama glass roof

— Available illuminated front badge

Learn more at
lexus.com/RZDesign



RZ shown in Cloudburst Gray²

ELECTRIFY YOUR DRIVE

An effortless expression of performance and refinement, the RZ 450e features the intelligent DIRECT4 all-wheel drive system, alongside high-output front and rear eAxles, for instant power and endless exhilaration.

PERFORMANCE



RZ shown in Cloudburst Gray²

- Dedicated EV platform
- Up to 220-mile driving range³ (RZ Premium with 18-inch wheels)

- 0-60 mph in 5.0 seconds⁶
- Intuitive cockpit design with dial-type shift knob

- DIRECT4 all-wheel drive seamlessly shifts power between wheels as needed

Learn more at lexus.com/RZPerformance

PERFORMANCE



Level 1
ANY OUTLET

—
You can plug your RZ into any standard 120V outlet⁷ using the included Level 1 charging cable.

Level 2
HOME + PUBLIC

—
These faster 240V outlets can be professionally installed at your home, or found in most public charging stations.⁸

Level 3
PUBLIC

—
You can charge even faster using these DC fast chargers.⁹ Available in select public charging stations only.

CHARGE AT YOUR SPEED

Whether it's plugging your RZ into any household outlet,⁷ or using one of over 50,000 Level 2 or DC fast charging public charging ports,^{8,9} charging your Lexus is simple. And with Clean Assist,¹⁰ you can automatically offset your vehicle charging with 100% renewable energy.

Learn more at
lexus.com/electrified

RZ shown in Iridium²

PERFORMANCE



RZ shown with Thunderstorm and Macadamia NuLuxe® interior trim

YOUR WORLD AT YOUR COMMAND

Discover the difference of intelligent Lexus Interface¹¹ with a 14-inch touchscreen display. In a space that offers the ability to charge and connect your devices wirelessly.¹² This is design that puts you first, and everything else right where you'd expect.

TECHNOLOGY




- Available Advanced Park¹³
- Digital Key¹⁴ via active Remote Connect¹⁴ trial or subscription

- Available Head-Up Display
- Panoramic View Monitor¹⁵

- Wireless Apple CarPlay^{®16} integration
- Wireless Android Auto^{™17} compatibility

Learn more at
lexus.com/RZTechnology



DON'T JUST LISTEN. FEEL.

Unlock a deeper appreciation of sound—and experience music in its highest fidelity while being enveloped in a three-dimensional soundscape.

- 13 speakers
- 1,800 watts of amplified power
- Clari-Fi®4 processing
- 12-channel digital signal processing amplifier



— Intelligent High Beams¹⁸

— Pre-Collision System with Pedestrian Detection¹⁹ and Intersection Support²⁰

— Road Sign Assist²¹

— All-Speed Dynamic Radar Cruise Control²² with Curve Speed Management

— Lane Tracing Assist²³

— Lane Departure Alert with Steering Assist²⁴

PEACE OF MIND, STANDARD.

The class-leading Lexus Safety System+ 3.0^{25,26} adds peace of mind to every drive. When conditions are met, the system is designed to automatically brake for oncoming traffic, slow through corners and more. It's our most advanced standard safety suite ever.

Learn more at
lexus.com/RZSafety

RZ shown in Iridium²

SAFETY



- Digital Latch with Safe Exit Assist.²⁷ Warns of motorists and cyclists approaching from the rear to help you exit the RZ safely.
- Available Front Cross-Traffic Alert.²⁸ Warns of approaching cross traffic at intersections.

- Available Digital Rearview Mirror. Designed to provide an unobstructed view of the road behind.
- Available Lane Change Assist.²⁹ Helps automatically change lanes when the system detects the lane is clear.


RZ shown in Cloudburst Gray²

CONVENIENCE



NOT A CAR. A LEXUS.

Lexus ownership goes far beyond the vehicle. Every new Lexus includes LexusCare—our standard suite of industry-leading services and benefits, inspired by you. In addition to benefits like complimentary maintenance³⁰ and connectivity trials,¹¹ you'll enjoy dealership amenities that make you feel like a guest in our home, exclusive event invitations, special offers and more. It's how Lexus rewards the driver at every touchpoint.



— Complimentary shuttle service³¹

— Wi-Fi lounge

— Loaner vehicles³¹

— Complimentary maintenance services³⁰

— Convenient pickup and delivery³¹

— Complimentary car wash³¹

Learn more at
lexus.com/LexusCare



- Entertainment exclusives
- Elite culinary experiences

- Exclusive retailer offers
- VIP sporting event access

- Resort credits and more

Learn more at
lexus.com/LexusCare



RZ 450e PREMIUM AWD /
RZ 450e LUXURY AWD

308

TOTAL SYSTEM HORSEPOWER

71.4

BATTERY (kWh)

DIRECT4

ALL-WHEEL DRIVE

5.0

ESTIMATED 0-60 MPH (SEC)⁶

MANUFACTURER-ESTIMATED
ALL-ELECTRIC DRIVING RANGES:

UP TO

220 MILES

WITH 18-IN WHEELS³

UP TO

196 MILES

WITH 20-IN WHEELS³

Learn more at lexus.com/RZSpecs

RZ shown in Ether² with Black Onyx roof



FEATURES



PREMIUM

Premium features include:

- Panorama glass roof
- SmartAccess card key³²
- Lexus Memory System for driver's seat, steering wheel and auto-dimming outside mirrors with auto tilt-down in reverse
- Heated steering wheel; heated and ventilated NuLuxe[®]-trimmed front seats
- Lexus Interface¹¹ with 14-in touchscreen display
- Drive Connect¹¹ with Cloud Navigation, Intelligent Assistant (Hey Lexus) and Destination Assist trial. Paid subscription required after trial. 4G network dependent. See lexus.com/interface for details.
- Safety Connect¹¹, Service Connect¹¹, Remote Connect¹¹, Wi-Fi Connect¹¹—with AT&T Wi-Fi hotspot trials and Integrated Streaming (Apple Music^{®33} and Amazon Music³⁴) compatibility. Paid subscriptions required after trials. 4G network dependent. See lexus.com/interface for details.
- Lexus app (Remote Connect¹¹ vehicle start, service scheduling, Vehicle Health Reports/Alerts¹¹ and more)
- Wireless Apple CarPlay^{®16} integration
- Wireless Android Auto^{™17} compatibility
- Single-color ambient lighting with Shadow Illumination
- Wireless phone charger¹² and five USB-C charging ports³⁵
- Level 1 vehicle-charging⁷ cable for 120V outlet
- Lexus Safety System+ 3.0²⁶
- Blind Spot Monitor³⁶ with Rear Cross-Traffic Alert³⁷ and Digital Latch with Safe Exit Assist²⁷
- Intuitive Parking Assist with Auto Braking³⁸
- Panoramic View Monitor¹⁵
- Power Rear Door with Kick Sensor
- Complimentary scheduled maintenance services³⁰ (Please refer to the *Warranty and Services Guide* for details.)

LUXURY

Includes Premium features, and adds or replaces:

- Lane Change Assist²⁹, Front Cross-Traffic Alert²⁸, Traffic Jam Assist³⁹ (requires Drive Connect¹¹ subscription, three-year trial included). 4G network dependent.
- Advanced Park¹³
- 10-in Head-Up Display
- Mark Levinson^{®4} 13-speaker, 12-channel, 1,800-watt Premium Surround Sound
- Digital Key¹⁴ (requires Remote Connect¹⁴ subscription, three-year trial included). 4G network dependent.
- Acoustic front and rear side glass
- Multicolor ambient lighting with Shadow Illumination
- Radiant front knee heater and heated rear outboard seats
- Ultrasuede^{®5}-trimmed seats

View all standard features and configure your RZ at lexus.com/RZBuild. Availability is limited. See your Lexus dealer for details.





RZ shown with Thunderstorm and Macadamia NuLuxe® interior trim

PACKAGES



TECHNOLOGY PACKAGE (PREMIUM)

- Advanced Park¹³
- 10-in Head-Up Display
- Digital Key¹⁴ (requires Remote Connect¹¹ subscription, three-year trial included). 4G network dependent.

COLD WEATHER PACKAGE

- Headlamp washers
- Windshield wiper de-icer

OPTIONS

- Digital Rearview Mirror
- Illuminated front badge
- Radiant front knee heater (Premium)
- Dynamic Sky™ panorama glass roof (Luxury)
- 20-in split-10-spoke alloy wheels with Black and machined finish (Premium)
- 20-in split-10-spoke alloy wheels with Dark Premium Metallic finish (Luxury)

WHEELS



18-in

Five-spoke alloy wheels with
Dark Gray Metallic and machined finish

STANDARD
RZ Premium



20-in

Split-10-spoke alloy wheels with
Black and machined finish

STANDARD
RZ Luxury

AVAILABLE
RZ Premium



20-in

Split-10-spoke alloy wheels with
Dark Premium Metallic finish

AVAILABLE
RZ Luxury



RZ shown in Ether² with Black Onyx roof

IRIDIUM*
EXTERIOR



DAPPLE GRAY
INTERIOR

RZ PREMIUM
RZ LUXURY

PALOMINO
INTERIOR

RZ PREMIUM
RZ LUXURY

THUNDERSTORM AND MACADAMIA
INTERIOR

RZ PREMIUM
RZ LUXURY

This page is meant to represent color combinations for exterior, interior seat surfaces and trims available on the RZ line. For specific combination details, which can vary by style, visit lexus.com/RZBuild.

*Additional charge

ETHER*
EXTERIOR



DAPPLE GRAY
INTERIOR

RZ PREMIUM
RZ LUXURY

PALOMINO
INTERIOR

RZ PREMIUM
RZ LUXURY

THUNDERSTORM AND MACADAMIA
INTERIOR

RZ PREMIUM
RZ LUXURY

This page is meant to represent color combinations for exterior, interior seat surfaces and trims available on the RZ line. For specific combination details, which can vary by style, visit lexus.com/RZBuild.

*Additional charge

CLOUDBURST GRAY*
EXTERIOR



DAPPLE GRAY
INTERIOR

RZ PREMIUM
RZ LUXURY

PALOMINO
INTERIOR

RZ PREMIUM
RZ LUXURY

THUNDERSTORM AND MACADAMIA
INTERIOR

RZ PREMIUM
RZ LUXURY

This page is meant to represent color combinations for exterior, interior seat surfaces and trims available on the RZ line. For specific combination details, which can vary by style, visit lexus.com/RZBuild.

*Additional charge

EMINENT WHITE PEARL*
EXTERIOR



DAPPLE GRAY
INTERIOR

RZ PREMIUM
RZ LUXURY

PALOMINO
INTERIOR

RZ PREMIUM
RZ LUXURY

THUNDERSTORM AND MACADAMIA
INTERIOR

RZ PREMIUM
RZ LUXURY

This page is meant to represent color combinations for exterior, interior seat surfaces and trims available on the RZ line. For specific combination details, which can vary by style, visit lexus.com/RZBuild.

*Additional charge

CAVIAR
EXTERIOR



DAPPLE GRAY
INTERIOR

PALOMINO
INTERIOR

THUNDERSTORM AND MACADAMIA
INTERIOR

RZ PREMIUM
RZ LUXURY

RZ PREMIUM
RZ LUXURY

RZ PREMIUM
RZ LUXURY

This page is meant to represent color combinations for exterior, interior seat surfaces and trims available on the RZ line. For specific combination details, which can vary by style, visit lexus.com/RZBuild.

**BLACK ONYX
ROOF**



**ETHER*
EXTERIOR**

**DAPPLE GRAY
INTERIOR**

RZ PREMIUM
RZ LUXURY

**PALOMINO
INTERIOR**

RZ PREMIUM
RZ LUXURY

**THUNDERSTORM AND MACADAMIA
INTERIOR**

RZ PREMIUM
RZ LUXURY

This page is meant to represent color combinations for exterior, interior seat surfaces and trims available on the RZ line. For specific combination details, which can vary by style, visit lexus.com/RZBuild.

*Additional charge

BLACK ONYX
ROOF



CLOUDBURST GRAY*
EXTERIOR

DAPPLE GRAY
INTERIOR

RZ PREMIUM
RZ LUXURY

PALOMINO
INTERIOR

RZ PREMIUM
RZ LUXURY

THUNDERSTORM AND MACADAMIA
INTERIOR

RZ PREMIUM
RZ LUXURY

This page is meant to represent color combinations for exterior, interior seat surfaces and trims available on the RZ line. For specific combination details, which can vary by style, visit lexus.com/RZBuild.

*Additional charge

ACCESSORIES



- Activity mount
- All-weather cargo mat⁴⁰
- All-weather floor liners⁴¹
- Body side moldings
- Cargo net⁴⁰
- Carpet cargo mat with storage⁴⁰
- Dashcam⁴²
- Door edge film
- Door edge guard by 3M™
- Illuminated cargo sills
- Illuminated door sills
- Home Flex EV Charger by ChargePoint®⁴³ (Level 2)
(requires installation by a licensed electrician)

- Mudguards
- Paint protection film by 3M™⁴⁴
- Puddle lamps
- Wheel locks (available mid-2023)

Learn more at
lexus.com/Accessories





[BUILD YOUR RZ](#)

[FIND A DEALER](#)

[VIEW LEXUS OFFERS](#)

WARRANTY Four-year/50,000-mile Lexus Limited Warranty. Six-year/70,000-mile Powertrain Warranty. Six-year/unlimited-mileage Corrosion Perforation Warranty. All warranties with zero deductible. See the *RZ Warranty and Services Guide* at your Lexus dealer for details.

1. Limited availability. See your preferred Lexus dealer for details. **2.** Cloudburst Gray, Eminent White Pearl, Ether and Iridium available for an additional charge. **3.** Manufacturer's estimated 220-mile total driving range for 2023 Lexus RZ 450e using EPA's preliminary testing procedure standards for fully charged vehicle operated under ideal driving conditions (220-mile range with 18-inch wheels; 196-mile range with 20-inch wheels). Use for comparison purposes only. Actual range may decrease significantly depending on speed, outside temperature, accessory use, how/where you drive, charging habits, and other factors. Battery capacity also decreases w/ time and use which will reduce range. See www.fueleconomy.gov and *Owner's Manual* for details. **4.** Mark Levinson and Clari-Fi are registered trademarks of Harman International Industries, Inc. **5.** Ultrasuede is a registered trademark of Toray Industries, Inc. **6.** Performance figures are for comparison only and were obtained with prototype vehicles by professional drivers. **7.** Charging time may be longer using standard dedicated GFCI 120V (NEMA 5-15) outlet. Always plug in/charge vehicle in accordance with *Owner's Manual*. **8.** Public charging experience will vary based on charger type (Level 2 or DC Fast Charger) and other factors, including vehicle and environmental conditions. See lexus.com/electrified for more information. **9.** DC charging time will vary based on weather and other factors. DC charging times will increase as temperatures decrease below 50 degrees Fahrenheit, with significant increases possible at temperatures below freezing. DC charging more than three times within 12 hours also can significantly increase charging time and will require approximately six hours before high-speed DC charging can be resumed. Accessory use, battery level and condition, and charger specifications also can negatively affect charging times. **10.** Requires Remote Connect subscription; Three-year trial included. 4G network dependent. Currently available for select Lexus BEV models throughout the U.S. and select Lexus PHEV models in California. Credits earned for non-public charging may help fund EV education. For vehicle eligibility, visit <https://drivers.lexus.com/lexusdrivers/technology/lexusapp> or see your Lexus dealer. Eligible vehicle registration available through the Lexus app. **11.** Lexus Interface services depend on factors outside of Lexus' control in order to operate, including 4G network availability, a cellular connection and GPS signal. Without any one or more of these things, operability may be limited or precluded, including access to response center and emergency support. Services vary by vehicle and are subject to change at any time without notice. Requires app download/registration and subscription after trial (if applicable). Terms of Use apply. Data charges may apply. See *Owner's Manual* and <https://drivers.lexus.com/lexusdrivers/technology/interface> for additional limitations and details. To learn about Lexus' Interface data collection, use, sharing and retention practices, please visit <https://www.lexus.com/privacy>. All trials begin on original purchase or lease date of new vehicle, with the exception of Wi-Fi for which trial begins at time of activation. Paid subscription required after trial (if applicable). For Safety Connect, stolen vehicle police report required to use Stolen Vehicle Locator. Automatic Collision Notification activates only in limited circumstances. For Remote Connect, use only if aware of circumstances surrounding vehicle and it is legal and safe to do so (e.g., do not remotely start a gas engine vehicle in an enclosed space or if vehicle is occupied by a child). Drive Connect service not available in every city or roadway. For Service Connect, information provided is based on the last time data was collected from vehicle and is not real-time data. Wi-Fi Connect service not available everywhere or in every vehicle. Valid in contiguous U.S. and Alaska. Up to 5 devices supported. Integrated Streaming requires subscription for third-party provider services. Wi-Fi Connect trial (if applicable) begins at time of enrollment and expires the earlier of: 3GB of data is used or 30 days after enrollment. **12.** Wireless charging may not be compatible with all mobile phones, smart devices, tablets, e-readers, MP3/WMA players and like products. **13.** Do not overly rely on Advanced Park and use only in accordance with applicable laws. Remain attentive to surroundings. Before operating, review *Owner's Manual* for instructions and limitations. **14.** Digital Key requires active Remote Connect trial or subscription. Use only if aware of circumstances surrounding vehicle and it is legal and safe to do so (e.g., do not remotely start a gas-engine vehicle in an enclosed space or if vehicle is occupied by a child). Remote Connect depends on factors outside of Lexus' control in order to operate, including 4G network availability, a cellular connection and GPS signal. Without any one or more of these things, operability may be limited or precluded. Services subject to change at any time without notice. Digital Key also requires Bluetooth connectivity. Remote Connect is included with select paid Connected Services packages. See your Lexus dealer for details. Terms of Use apply. Data charges may apply. See *Owner's Manual* and <https://drivers.lexus.com/lexusdrivers/technology/interface> for additional details. To learn about Lexus Interface's connected services data collection, use, sharing and retention practices, please visit <https://www.lexus.com/privacy>. Trial period begins on original purchase or lease date of new vehicle. Paid subscription required after trial (if applicable). Terms of Use apply. **15.** The Panoramic View Monitor does not provide a comprehensive view of the area surrounding your vehicle. Look around to confirm clearance. See *Owner's Manual* for limitations. **16.** Requires compatible smartphone. Operability depends on network availability, a cellular connection and GPS signal. Services subject to change at any time without notice. Data charges may apply. To learn more, go to <https://lexusconnectedtechnologysupport.com/lexus/home>. To learn more about Lexus' connected services data collection, use, sharing and retention practices, please visit <https://www.lexus.com/privacy>. Apple CarPlay and iPhone are registered trademarks of Apple Inc. **17.** To wirelessly use Android Auto on your car display, you need a compatible Android smartphone with an active data plan. You can check which smartphones are compatible at g.co/androidauto/requirements. Vehicle user interface is a product of Google and its terms and privacy statement apply. Apps and services vary by phone carrier and are subject to change at any time without notice. Android and Android Auto are trademarks of Google LLC. Android Auto requires compatible smartphone. Operability depends on network availability, a cellular connection and GPS signal. Services subject to change at any time without notice. Data charges may apply. To learn more, go to <https://lexusconnectedtechnologysupport.com/lexus/home>. To learn more about Lexus' connected services data collection, use, sharing and retention practices, please visit <https://www.lexus.com/privacy>. **18.** Intelligent High Beams operate at speeds above 21 mph. See *Owner's Manual* for instructions and limitations. **19.** The Pre-Collision System (PCS) with Pedestrian Detection (PD) is designed to help reduce the crash speed and damage in certain frontal collisions only. PCS w/PD is not a substitute for safe and attentive driving. System effectiveness depends on many factors, such as speed, size and position of vehicle, pedestrian or bicyclist, and weather, light and road conditions. See *Owner's Manual* for limitations. **20.** Intersection Support is designed to detect a pedestrian or approaching vehicle at intersections under certain conditions, determine if impact is imminent and help reduce impact speed. It is not a substitute for safe and attentive driving. See *Owner's Manual* for limitations. **21.** Road Sign Assist only recognizes certain road signs. See *Owner's Manual* for limitations. **22.** Dynamic Radar Cruise Control is not a substitute for safe and attentive driving. See *Owner's Manual* for instructions and limitations. **23.** The Lane Tracing Assist (LTA) lane centering function is designed to read visible lane markers and detect other vehicles under certain conditions. It is only operational when DRCC is engaged. See *Owner's Manual* for limitations. **24.** Lane Departure Alert with Steering Assist is designed to read visible lane markers under certain conditions. It provides a visual/audible alert and slight steering force when lane departure is detected. It is not a collision-avoidance system or substitute for safe and attentive driving. Effectiveness depends on many factors including road, weather and vehicle conditions. See *Owner's Manual* for limitations. **25.** 2023 RZ vs. 2022/2023 competitors. Information from manufacturers' websites as of 10/11/2022. **26.** Lexus Safety System+ effectiveness depends on many factors including road, weather and vehicle conditions. Drivers responsible for paying attention to their surroundings and driving safely. See *Owner's Manual* for limitations. **27.** Do not rely exclusively on Safe Exit Assist. Always look for approaching traffic before exiting the vehicle. See *Owner's Manual* for limitations. **28.** Do not overly rely on the Front Cross-Traffic Alert system. Always visually confirm that it is safe to proceed. See *Owner's Manual* for limitations. **29.** Lane Change Assist operates only when Dynamic Radar Cruise Control (DRCC) and Lane Tracing Assist (LTA) are activated. Do not overly rely on this system. Driver must confirm lane is clear. See *Owner's Manual* for limitations. **30.** Lexus provides complimentary maintenance for your first two scheduled visits at the earlier of 6 months/5,000 miles and 12 months/10,000 miles. See *Warranty and Services Guide* for details. For Lexus vehicles registered and normally operated in the continental United States, U.S. territories and Canada. **31.** Subject to availability. See your Lexus dealer. **32.** The engine immobilizer is a state-of-the-art anti-theft system initiated when key is inserted into ignition switch or a SmartAccess fob is in/near vehicle. Engine will only start if the code in the transponder chip inside the key/fob matches code in vehicle's immobilizer. The transponder chip is embedded in the key/fob and can be costly to replace. For lost key or fob, see a Lexus dealer or go to www.aloa.org to find a qualified locksmith for high-security key service. **33.** Apple Music and Apple logo are trademarks of Apple Inc., registered in U.S. and other countries. **34.** Amazon, Amazon Music and all related marks are trademarks of Amazon.com, Inc. or its affiliates. **35.** Charging may not be compatible with all mobile phones, smart devices, tablets, e-readers, MP3/WMA players and like models. **36.** Do not rely exclusively on Blind Spot Monitor. Look over shoulder and use turn signal. See *Owner's Manual* for limitations. **37.** Do not rely exclusively on the Rear Cross-Traffic Alert. Visually confirm clearance during use. See *Owner's Manual* for limitations. **38.** Intuitive Parking Assist (IPA) may warn drivers of rear collisions with certain objects when traveling at low speeds. Drivers should visually confirm clearance during use. See *Owner's Manual* for limitations. **39.** Requires a Drive Connect subscription (4G network dependent). Traffic Jam Assist is not an automated driving system. The system requires driver supervision at all times and is designed to function on most controlled access freeways at speeds of 25 mph or less. Use this system in accordance with applicable laws. Before operating, refer to *Owner's Manual* for additional instructions and limitations. **40.** Cargo and load capacity limited by weight and distribution. Always properly secure cargo and cargo area. **41.** This floor liner was designed specifically for use in your model and model year vehicle and SHOULD NOT be used in any other vehicle. To avoid potential interference with pedal operation, each liner must be secured with its fasteners. Do not install a floor liner on top of an existing floor liner. **42.** Dashcam may not record under certain conditions. Use in accordance with applicable laws. See dashcam *Owner's Manual* for details. **43.** This product is not a Genuine Lexus part or accessory and was not designed or manufactured by Lexus. This product is not warranted by Lexus, and Lexus expressly disclaims any warranty for this product, including without limitation, any implied warranties of merchantability and of fitness for particular purpose. Lexus also disclaims all liability for direct, indirect, special, incidental, or consequential damages, including but not limited to, damage to or loss of personal or commercial property, loss of use, cost of purchase of replacement goods, or claims of customers of any Lexus dealer that result from the use of this product. **44.** Genuine Lexus Paint Protection Film by 3M™ is designed for specific sections of the vehicle most prone to chipping and may vary depending on vehicle model. Select applications may require an additional charge. Lexus Genuine Accessory Warranty only applies when installation is performed by a trained Lexus-approved installer. See Lexus dealer for details.

Lexus strives to build vehicles to match customer interest, and thus they typically are built with popular options and option packages. Not all options/packages are available separately, and some may not be available in all regions of the country. See lexus.com for information about options/packages commonly available in your area. If you would prefer a vehicle without any or with different options, contact your dealer to check for current availability or the possibility of placing a special order. Specifications, features, equipment, technical data, performance figures, options, and color and trim are based upon information available at time of publishing, are subject to change without notice, and are for mainland U.S.A. vehicles only. Vehicles shown may be prototypes, shown using visual effects and/or shown with options. Actual models may vary. Colors depicted may vary based on multiple factors, including ambient lighting and the format in which they are being viewed (e.g., computer, mobile device, or print). See your Lexus dealer for details. Lexus reminds you to wear seatbelts, secure children in rear seat, obey all traffic laws and drive responsibly. For more information, call 800-USA-LEXUS (872-5398) or visit lexus.com. To learn more about your financing options, contact your Lexus dealer or call Lexus Financial Services at 800-874-7050.